


ROTARY CODED SWITCHES **SD-1000/2000**

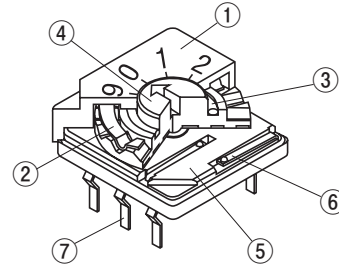
RoHS compliant



FEATURES

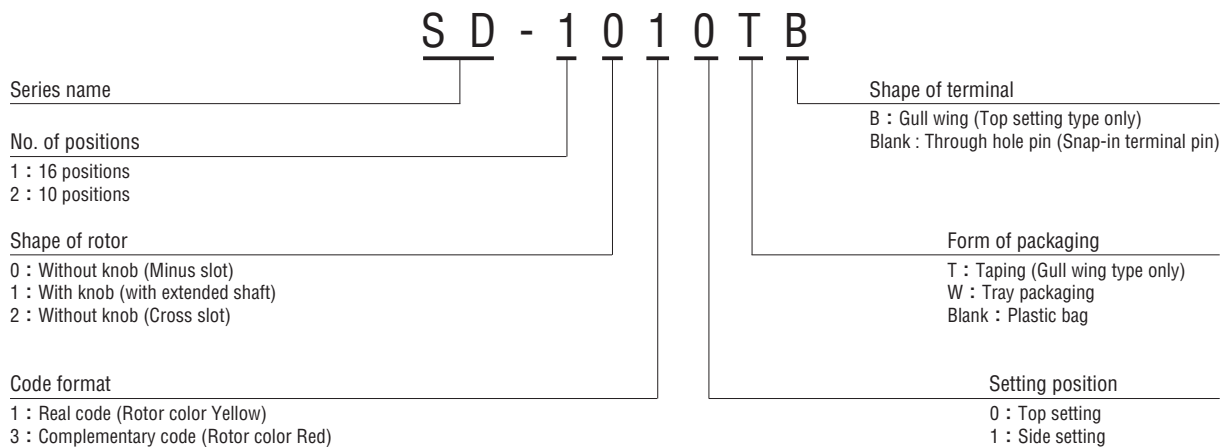
- RoHS compliant
- Fine click with metallic spring
- Low profile of 3.9 mm makes perfect for high density board mounting applications
- Gold plated contact provides excellent reliability
- Cross and minus slot are available
- Terminal pin arrangement 3-3

INTERNAL STRUCTURE
SD-1000 / 2000 series



Part name	Material	Flammability
① Housing	PPS(Polyphenylenesulphide)	UL-94V-0
② Metallic spring	Stainless (SUS 301)	—
③ “0” ring	Silicone rubber	UL-94HB
④ Insert rotor	Rotor : PA(Polyamide) Pattern : Copper alloy, Gold-plated	UL-94V-0
⑤ Base	PPS(Polyphenylenesulphide)	UL-94V-0
⑥ Contact	Copper alloy, Gold-plated	—
⑦ Terminal pin		

PART NUMBER DESIGNATION



※Please refer to the LIST OF PART NUMBERS when placing orders.

SD-1000/2000 ROTARY CODED SWITCHES

LIST OF PART NUMBERS

● Binary coded decimal

Shape of rotor		Form of packaging	Real code	Complementary code	Pieces in package
Top setting (Through hole pin)	Without knob (Minus slot)	Plastic bag	SD-2010	SD-2030	25 pcs./pack
		Tray packaging	SD-2010W	SD-2030W	50 pcs./tray
	With knob	Plastic bag	SD-2110	SD-2130	25 pcs./pack
		Tray packaging	SD-2110W	SD-2130W	50 pcs./tray
	Without knob (Cross slot)	Plastic bag	SD-2210	SD-2230	25 pcs./pack
		Tray packaging	SD-2210W	SD-2230W	50 pcs./tray
Side setting (Through hole pin)	Without knob (Minus slot)	Plastic bag	SD-2011	SD-2031	25 pcs./pack
		Tray packaging	SD-2011W	SD-2031W	50 pcs./tray
	With knob	Plastic bag	SD-2111	SD-2131	25 pcs./pack
		Tray packaging	SD-2111W	SD-2131W	50 pcs./tray
	Without knob (Cross slot)	Plastic bag	SD-2211	SD-2231	25 pcs./pack
		Tray packaging	SD-2211W	SD-2231W	50 pcs./tray
Top setting (Gull wing)	Without knob (Minus slot)	Plastic bag	SD-2010B	SD-2030B	25 pcs./pack
		Tray packaging	SD-2010WB	SD-2030WB	50 pcs./tray
		Taping	SD-2010TB	SD-2030TB	500 pcs./reel
	Without knob (Cross slot)	Plastic bag	SD-2210B	SD-2230B	25 pcs./pack
		Tray packaging	SD-2210WB	SD-2230WB	50 pcs./tray
		Taping	SD-2210TB	SD-2230TB	500 pcs./reel

● Binary coded hexadecimal

Shape of rotor		Form of packaging	Real code	Complementary code	Pieces in package
Top setting (Through hole pin)	Without knob (Minus slot)	Plastic bag	SD-1010	SD-1030	25 pcs./pack
		Tray packaging	SD-1010W	SD-1030W	50 pcs./tray
	With knob	Plastic bag	SD-1110	SD-1130	25 pcs./pack
		Tray packaging	SD-1110W	SD-1130W	50 pcs./tray
	Without knob (Cross slot)	Plastic bag	SD-1210	SD-1230	25 pcs./pack
		Tray packaging	SD-1210W	SD-1230W	50 pcs./tray
Side setting (Through hole pin)	Without knob (Minus slot)	Plastic bag	SD-1011	SD-1031	25 pcs./pack
		Tray packaging	SD-1011W	SD-1031W	50 pcs./tray
	With knob	Plastic bag	SD-1111	SD-1131	25 pcs./pack
		Tray packaging	SD-1111W	SD-1131W	50 pcs./tray
	Without knob (Cross slot)	Plastic bag	SD-1211	SD-1231	25 pcs./pack
		Tray packaging	SD-1211W	SD-1231W	50 pcs./tray
Top setting (Gull wing)	Without knob (Minus slot)	Plastic bag	SD-1010B	SD-1030B	25 pcs./pack
		Tray packaging	SD-1010WB	SD-1030WB	50 pcs./tray
		Taping	SD-1010TB	SD-1030TB	500 pcs./reel
	Without knob (Cross slot)	Plastic bag	SD-1210B	SD-1230B	25 pcs./pack
		Tray packaging	SD-1210WB	SD-1230WB	50 pcs./tray
		Taping	SD-1210TB	SD-1230TB	500 pcs./reel

※ Verify the above part numbers when placing orders.

※ Taping and tray version can be supplied only in reel or tray units.

SD-1000/2000 ROTARY CODED SWITCHES

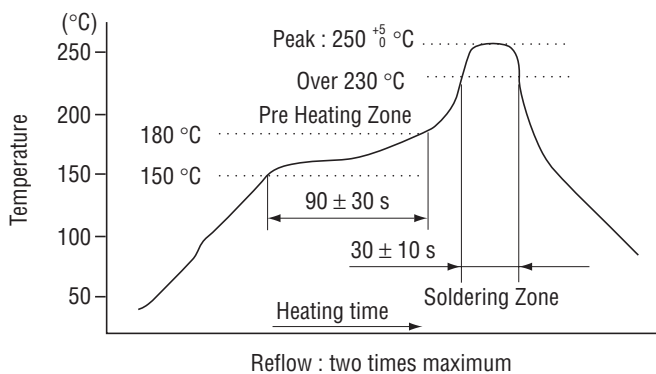
STANDARD SPECIFICATIONS

Circuit type	BCD (Real code, complementary code) BCH (Real code, complementary code)
Operating temperature range	-40 ~ 85 °C
Storage temperature range	
Sealing	Non washable
Net weight	Without knob Top setting 0.65 g With knob Top setting 0.76 g Without knob Side setting 0.95 g With knob Side setting 1.05 g

ENVIRONMENTAL CHARACTERISTICS

Vibration	Amplitude 1.5 mm or Acceleration 98 m/s ² , 10-500-10 Hz, 3 directions for 2 h each
Shock	490 m/s ² , 11 ms 6 directions for 3 times each
Humidity	Resistance load DC50V 100mA 40 °C, Relative humidity 90 ~ 95 %, 240 h
Load life	20000 steps DC5 V, 100 mA
High temperature exposure	85 °C, 96 h
Low temperature exposure	-40 °C, 96 h
Thermal shock	-40 (0.5 h) ~ 85 °C (0.5 h), 5 cycles

Reflow profile for soldering heat evaluation



ELECTRICAL CHARACTERISTICS

Contact rating	
Non-switching	DC50 V 100 mA
Switching	DC5 V 100 mA
Minimum	DC20 mV 1 μA
Contact resistance	100 mΩ maximum
Insulation resistance	1000 MΩ (DC100 V) minimum
Dielectric strength	AC250 V, 60 s

MECHANICAL CHARACTERISTICS

No. of positions	16 (SD-1000), 10 (SD-2000)	
Adjustment torque	4 ~ 25 mN·m (41 ~ 255 gf·cm)	
Stepping angle	22.5° (SD-1000), 36° (SD-2000)	
Terminal strength (Through hole pin only)	10 N {1.02 kgf} minimum	
Stop strength (With knob only)	10 N {1.02 kgf}, 10 s	
Solderability	245 ± 3 °C, 2 ~ 3 s	
Soldering heat	Gull wing	Reflow : Peak temperature 255 °C (Please refer to the profile below.) Manual soldering : 350 ± 10 °C, 3 ~ 4 s
	Through hole pin	Flow : 260 ± 3 °C as the temperature in a pot of molten solder, immer- sion from head of terminal to backside of board 5 ~ 6 s, two times maximum Manual soldering : 380 ± 10 °C, 3 ~ 4 s
Shear (Gull wing only)	5 N {0.51 kgf}, 10 s	
Substrate bending (Gull wing only)	Width 90 mm, bend 3 mm, 5 s, 1 time	
Pull-off strength (Gull wing only)	5 N {0.51 kgf}, 10 s	

{ } : Reference only

SD-1000/2000 ROTARY CODED SWITCHES

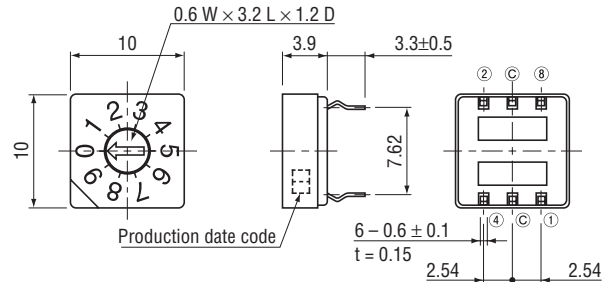
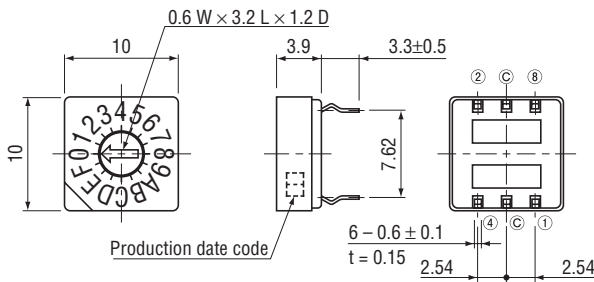
■ OUTLINE DIMENSIONS

Unless otherwise specified, tolerance: ± 0.3 (Unit: mm)

<Through hole pin, Top setting>

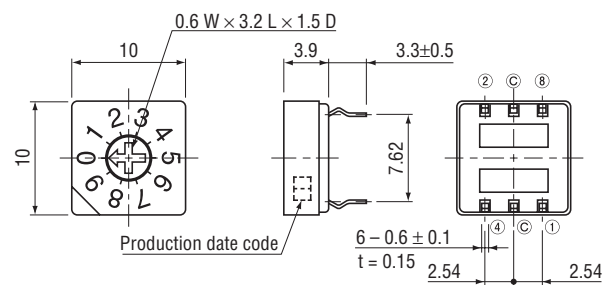
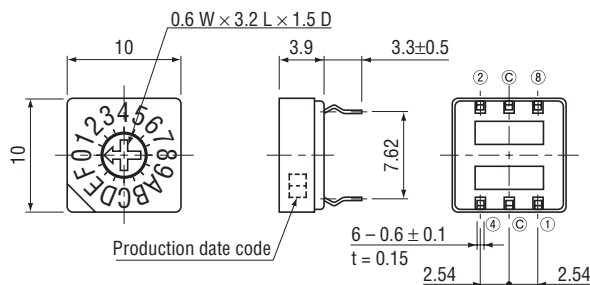
- SD-1010 (Real code)
- SD-1030 (Complementary code)

- SD-2010 (Real code)
- SD-2030 (Complementary code)



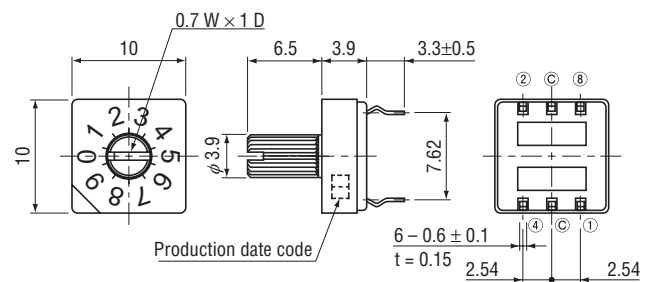
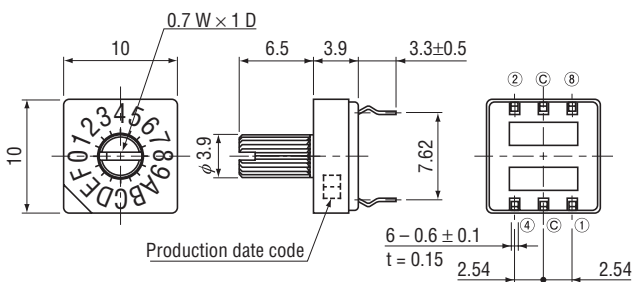
- SD-1210 (Real code)
- SD-1230 (Complementary code)

- SD-2210 (Real code)
- SD-2230 (Complementary code)



- SD-1110 (Real code)
- SD-1130 (Complementary code)

- SD-2110 (Real code)
- SD-2130 (Complementary code)



SD-1000/2000 ROTARY CODED SWITCHES

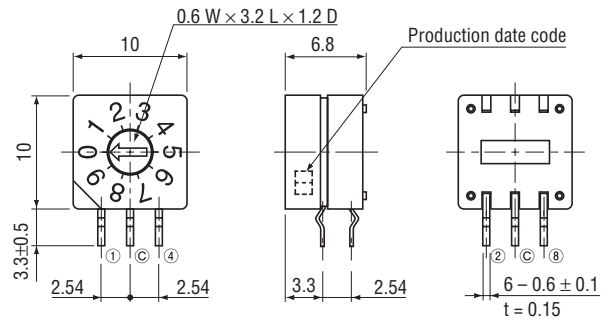
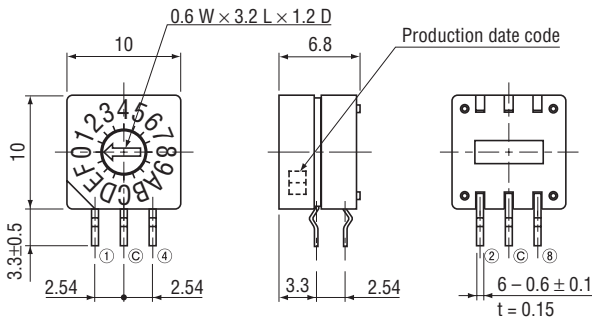
OUTLINE DIMENSIONS

Unless otherwise specified, tolerance: ± 0.3 (Unit: mm)

<Through hole pin, Side setting>

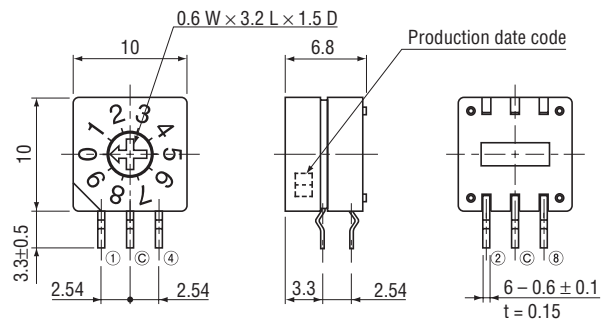
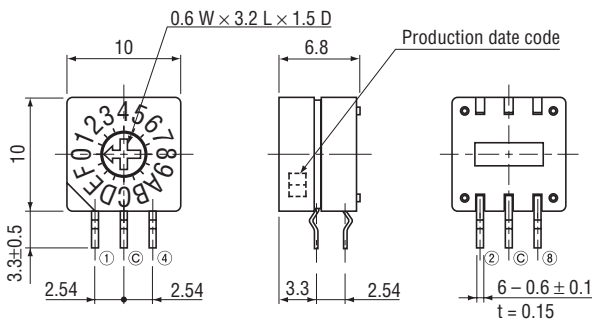
- SD-1011 (Real code)
- SD-1031 (Complementary code)

- SD-2011 (Real code)
- SD-2031 (Complementary code)



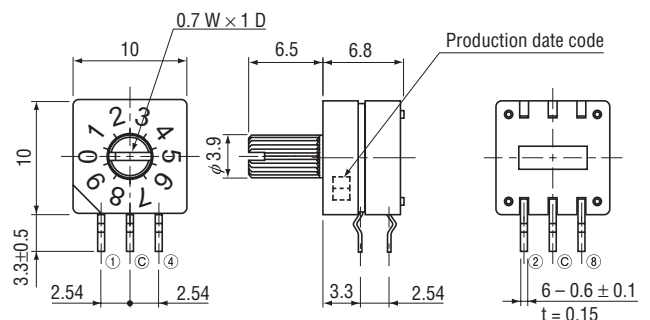
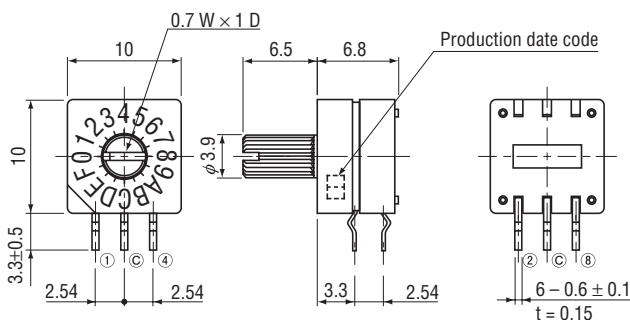
- SD-1211 (Real code)
- SD-1231 (Complementary code)

- SD-2211 (Real code)
- SD-2231 (Complementary code)



- SD-1111 (Real code)
- SD-1131 (Complementary code)

- SD-2111 (Real code)
- SD-2131 (Complementary code)



SD-1000/2000 ROTARY CODED SWITCHES

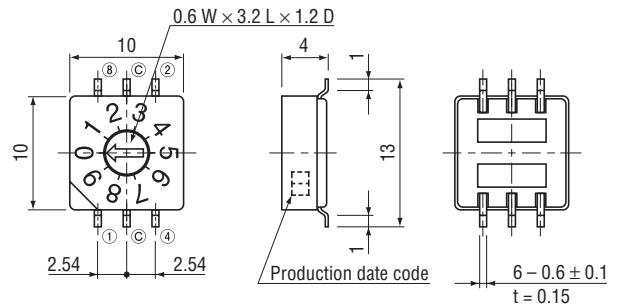
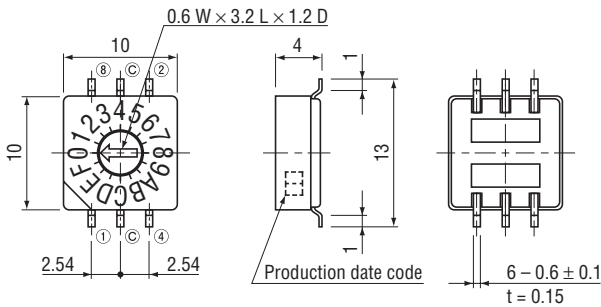
■ OUTLINE DIMENSIONS

Unless otherwise specified, tolerance: ± 0.3 (Unit: mm)

<Gull wing, Top setting>

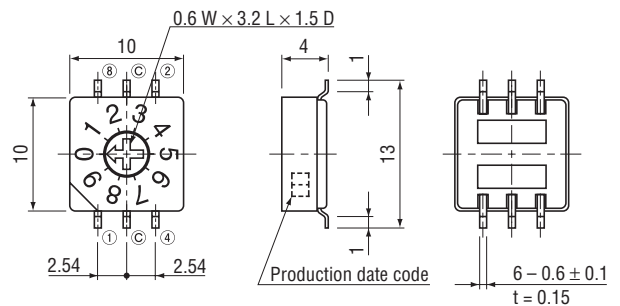
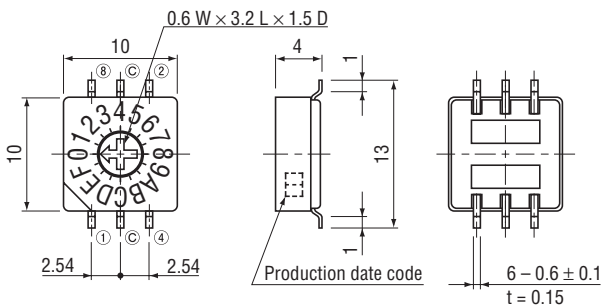
- SD-1010B (Real code)
- SD-1030B (Complementary code)

- SD-2010B (Real code)
- SD-2030B (Complementary code)



- SD-1210B (Real code)
- SD-1230B (Complementary code)

- SD-2210B (Real code)
- SD-2230B (Complementary code)



SD-1000/2000 ROTARY CODED SWITCHES

CODE FORMAT

No. of positions		SD-1000 series (16 positions)																
		SD-2000 series (10 positions)																
Position		0	1	2	3	4	5	6	7	8	9	A	B	C	D	E	F	
Code	Real code	8								●	●	●	●	●	●	●	●	
		4					●	●	●	●					●	●	●	
		2			●	●			●	●			●	●			●	●
		1		●		●			●	●		●			●			●
	Complementary code	$\bar{8}$	●	●	●	●	●	●	●	●								
		$\bar{4}$	●	●	●	●					●	●	●	●				
		$\bar{2}$	●	●			●	●			●	●			●	●		
		$\bar{1}$	●		●		●		●		●		●		●		●	

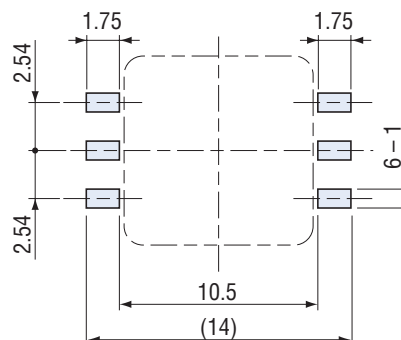
● ...Contact closed

TERMINAL CONNECTION / P.C.B. THROUGH HOLE DIMENSIONS

(Unit: mm)

	Top setting	Side setting
Terminal pin layout (Bottom view)	<p>Real code Complementary code</p>	<p>Operating face of real code Operating face of complementary code</p>
P.C.B. dimensions (Bottom view)	<p>SD-1000/2000 case</p>	<p>SD-1000/2000 case</p>

RECOMMENDED P.C.B. PAD OUTLINE DIMENSIONS



SD-1000/2000 ROTARY CODED SWITCHES

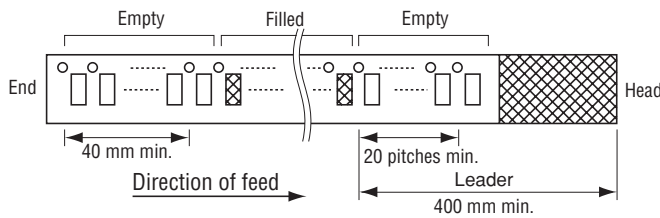
■ PACKAGING SPECIFICATIONS

<Taping packaging specifications>

- Taping version is packaged in 500 pcs. per reel.
Orders will be accepted for units of 500 pcs., i.e., 500, 1000, 1500 pcs., etc.
- Taping version is boxed with one reel (500 pcs.).

Maximum number of consecutive missing pieces=2
Leader length and reel dimension are shown in the dia-grams below:

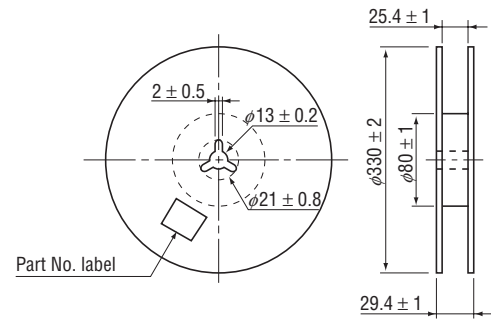
● Embossed tape dimensions



● Reel dimensions

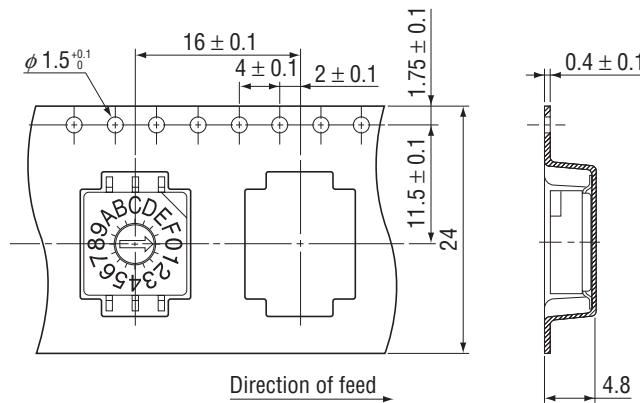
(Unit: mm)

(In accordance with EIAJ ET-7200A)



(Unit: mm)

(In accordance with EIAJ RC-1009B)



<Tray packaging specifications>

- Tray version is packaged in 50 pcs. per tray. Orders will be accepted for units of 50 pcs., i. e., 50, 100, 150 pcs. etc.
- Tray version is boxed with 10 trays.

<Bulk pack specifications>

- The smallest unit of bulk pack in a plastic bag is 10 pcs. per pack. Orders will be accepted for unit of minimum 10 pcs., i.e., 10, 20, 30 pcs. , etc.
- Boxing of bulk in a plastic bag is performed with 25 pcs. (standard 50 pcs.) per box.